

# Drum pumps in PP

(sealless version see separate brochure)

## Product profile

A drum pump always consists of a pump tube and a drive motor. They are connected by a quick release coupling. All pump tubes can be combined with all motors.

For drum pump accessories see pages 28-34.



## Advantages



- **no inner-tube**
- easily accessible shaft
- easy to clean
- solid shaft
- robust mechanical seal



- **magnetic clutch**
- hermetically sealed
- for gaseous and dangerous liquids
- no leakage



- **multistage design**
- therefore lower speed, less wear, lower noise and longer life
- more stages possible, gives more pressure
- also **with feed-screw** for medium viscosity liquids



- **quick release coupling**
- speedy connection
- only 1/4 turn
- robust design
- rugged bow-gear coupling
- suitable for aggressive environments

## OPERATING DATA PUMP TUBES

pump tube	drive shaft	magnet clutch	number of impellers	t max °C	weight kg	immersion depth in mm		
						700	1000	1200
<b>PP-A-SS</b>	SS	no	1	50	1,3	610-0001	610-0002	610-0003
<b>PP-A-HC</b>	HC	no	1	50	1,3	610-0015	610-0016	610-0017
<b>PP-R-SS</b>	SS	no	3	50	1,4	615-0001	615-0002	615-0003
<b>PP-R-HC</b>	HC	no	3	50	1,4	615-0010	615-0011	615-0012
<b>PP-A-Mag-SS</b>	SS	yes	1	40	1,4	610-0004	610-0005	610-0006
<b>PP-A-Mag-HC</b>	HC	yes	1	40	1,4	610-0027	610-0028	610-0029
<b>PP-R-Mag-SS</b>	SS	yes	3	40	1,5	615-0004	615-0005	615-0006
<b>PP-R-Mag-HC</b>	HC	yes	3	40	1,5	615-0013	615-0014	615-0015

A = 1 axial impeller for high delivery rate

R = 3 radial impeller for high delivery head

Mag = magnetic clutch, PP = polypropylene, SS = stainless steel 1.4571,

HC = Hastelloy C-4, special immersion depth from 250 – 2500 mm possible

## OPERATING DATA DRIVE MOTORS

universal motors	p310			p400				compressed air motor	d600
	p310	p310-A	p310-A-SR	p400	p400-A	p400-A-SR	p400-A-MA		
power	520 Watt	520 Watt	520 Watt	850 Watt	850 Watt	850 Watt	700 Watt	power	600 Watt
voltage	230V / 50Hz	230V / 50Hz	230V / 50Hz	230V / 50Hz	230V / 50Hz	230V / 50Hz	230V / 50Hz	air pressure	3 – 7 bar
protection class	IP 24	IP 24	IP 24	IP 24	IP 24	IP 24	IP 54	air consumption	10 l/sec
weight	3,5 kg	3,5 kg	3,5 kg	4,0 kg	4,0 kg	4,0 kg	5,8 kg	switch	yes
LVR	yes	no	no	yes	no	no	no	weight	1,7 kg
order-no.	500-0016	500-0017	500-0054	500-0023	500-0024	500-0056	500-0052	order-no.	520-0016

### retrofit kit for magnetic clutch

order-no. 760-0050,  
LVR = low voltage release,  
other voltages see page 8



## Applications

The drum pumps in PP are mainly used for pumping aggressive liquids like acids, caustics and other thin, low viscosity liquids.

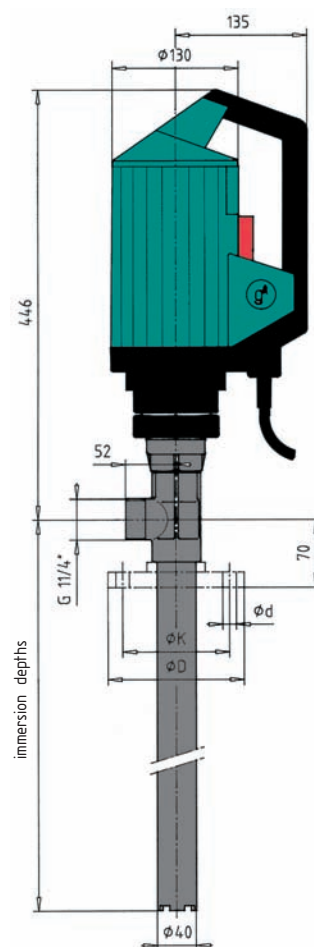
Because of the ease of access to the shaft, the pump tube can be cleaned easily and quickly particularly with adhesive liquids.

Specially suitable for:

acids, caustics, thin-bodied oils, vegetable oils, fruit-juices, milk, paints, galvanic liquids, waste water and many others.

## OPERATING DATA PUMP TUBES

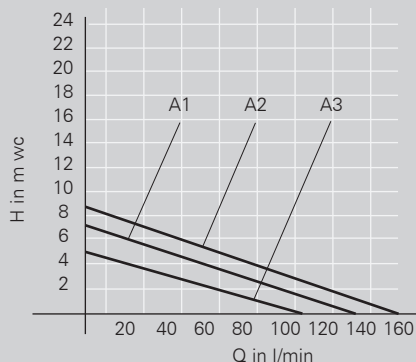
pump tube ► drive motor ▼		PP-A SS/HC	PP-R SS/HC	PP-A-Mag SS/HC	PP-R-Mag SS/HC
<b>p310...</b>	<b>characteristic curve no.</b>	<b>A1</b>	<b>R1</b>	<b>A1</b>	<b>R1</b>
max. delivery rate	l/min	130	100	130	100
max. delivery head	m wc	8	19	8	19
max. viscosity	mPas	300	250	50	50
max. density	g/cm <sup>3</sup>	1,3	1,6	1,1	1,1
weight motor + pump tube	kg	4,8	4,9	5,1	5,2
<b>p400...</b>	<b>characteristic curve no.</b>	<b>A2</b>	<b>R2</b>	<b>A2</b>	<b>R2</b>
max. delivery rate	l/min	150	110	150	110
max. delivery head	m wc	8	22	8	22
max. viscosity	mPas	700	700	50	50
max. density	g/cm <sup>3</sup>	1,6	2,0	1,1	1,1
weight motor + pump tube	kg	5,3	5,4	5,6	5,7
<b>d600</b>	<b>characteristic curve no.</b>	<b>A3</b>	<b>R3</b>	<b>A3</b>	<b>R3</b>
max. delivery rate	l/min	110	80	110	80
max. delivery head	m wc	5	11	5	11
max. viscosity	mPas	500	400	50	50
max. density	g/cm <sup>3</sup>	1,5	1,9	1,1	1,1
weight motor + pump tube	kg	3,0	3,1	3,3	3,4



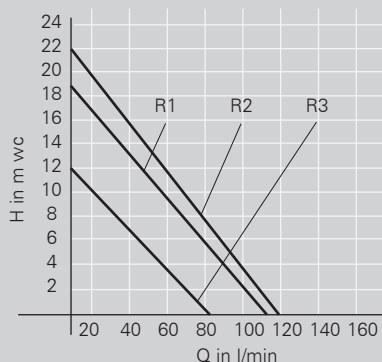
C

Drum pumps in PP

## CHAR. CURVES A



## CHAR. CURVES R



### Important:

- These drum pumps are not explosion-proof.
- Do not pump inflammable liquids.
- For explosion-proof drum pumps see pages 26 and 27.

## Notes: