
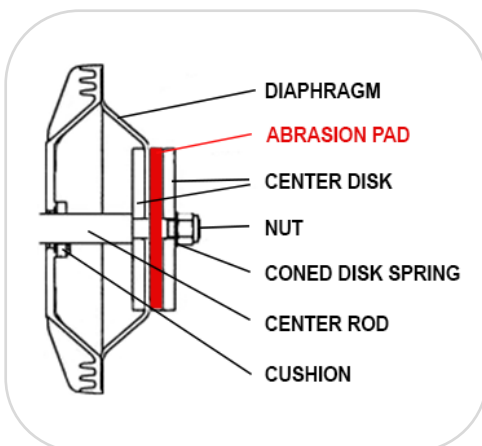


ABRASION PADS

Yamada® Abrasion Pads are used in abrasive applications to minimize the wear rate of a diaphragm. They provide an extra layer of protection between the outer portion of the diaphragm and center disk. Abrasion pads protect against the commonly seen wear pattern that develops in abrasive service applications and helps extend the life of the diaphragm.



Diagram



Available Sizes & Materials

Material	Pump Model & Port Size				
	NDP-20 (3/4")	NDP-25 (1")	NDP-40 (1-1/2")	NDP-50 (2")	NDP-80 (3")
Neoprene (C)	771254-AP	771258-AP	771853-AP	771855-AP	771857-AP
Buna N (N)	771255-AP	771259-AP	771700-AP	771702-AP	771704-AP
EPDM (E)	771256-AP	771260-AP	771854-AP	771856-AP	771858-AP
Viton® (V)	771257-AP	771261-AP	771799-AP	771800-AP	771801-AP
Santoprene® (S)	771256-AP	771260-AP	771854-AP	771856-AP	771858-AP
Hytrele® (H)	771255-AP	771259-AP	771700-AP	771702-AP	771704-AP

NOTE: Abrasion Pads are not available for PTFE fitted pumps or port sizes less than 3/4".

ABRASION PADS

Installation

1



Insert center rod to center body.

2



Insert cushion to center rod, where used.

3



Slide on center disk.



Curve of center disk to face out.

4



Wipe down diaphragm.



Slide on diaphragm onto center rod. Diaphragm lip sits flush against center disk.

5



Wipe down abrasion pad.



Slide on abrasion pad and center disk. Curve of center disk to face in.


6



Slide on coned disk washer and nut.



Tighten nut.



Yamada® is a registered trademark of Yamada America, Inc. The Proof's in the Pump® is a registered trademark of Yamada America, Inc. Hytre!® is a registered trademark of E.I. du Pont de Nemours and Company. Santoprene® is a registered trademark of Monsanto Co. Viton® is a registered trademark of Entegris.