

## Magnetic agitator



### **I Application**

The range of INOXPA magnetic agitators presents a highly hygienic solution for the applications of dispersion, dissolution, homogenization and mixing of a wide range of media in the pharmaceutical industry.

The agitators are especially useful in sterile processes; absence of mechanical seals prevents any contact with the exterior environment.

The most common applications are dissolution of glucose in demineralised water, maintenance of vaccine suspensions homogeneity and agitation of blood fractions.

### **I Operating principle**

1 When solids or liquids are added into the vortex created by the agitator, they are transferred straight to the rotor.

2 The rotor transforms the axial movement of the medium into a radial acceleration from the centre of the rotor towards the wall of the vessel.

3 The added medium is well distributed ensuring a homogeneous mixing of all the volume.



It is strongly advised to assemble the agitator in eccentric position in order to minimize the risk of vortex and to avoid the installation of deflectors.

### **I Design and features**

High blending capacity with low shear.

Magnetic coupling. No risk of leakage.

CIP/SIP design.

Bayonet coupling for easy assembly/disassembly of the drive unit.

Low power consumption.

Effective blending even of small volumes.

Very low particle generation.

Bottom mounted. Excellent for suspensions.

Practical when there is no much space at the top of the tank.

Frequency converter recommended.

Autoclavable agitating element (with previous disassembly of the drive unit).



# Magnetic agitator

## I Materials

Rotor	AISI 316L
Welding plate	AISI 316L
Bearing	TungC
Surface finish	Ra < 0,5

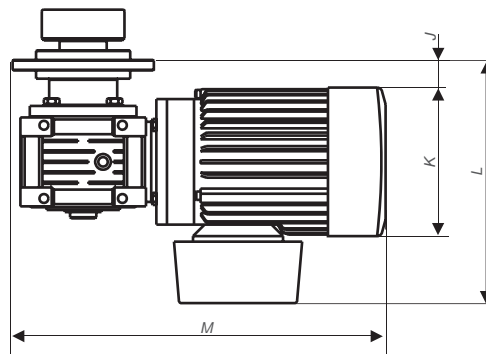
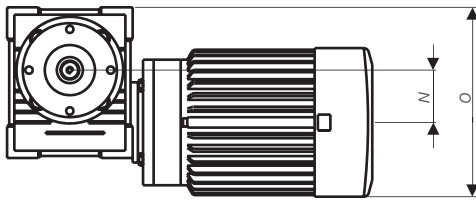
## I Options

- Bearing: SiC.
- Parts in contact with the media:  
special materials (904L, PVDF, Hastelloy...).
- Electropolished.
- Speed sensor.
- Control panel.

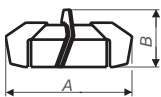


## I Technical specifications

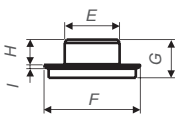
Max. mixing volume	30000 l
Max. working viscosity	1000 Cp
Max. working speed	450 rpm



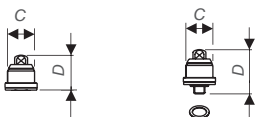
### Rotor



### Welding plate



### Bearing



	SNO 85/100	SNO 85/140	SNO 120/150	SNO 120/190	SNO 120H/220	SNO 210/275
<b>Rotor</b>						
<b>A</b>	114	145	163	201	220	275
<b>B</b>	71	71	103	110	145	140
<b>Bearing</b>						
<b>C</b>	17	34	35	50		
<b>D</b>	23	50,5	53	85		
<b>Welding plate</b>						
<b>E</b>	54	85	85	168		
<b>F</b>	90	149	150	280		
<b>G</b>	48	59	85	72		
<b>H</b>	28	39	65	52		
<b>I</b>	5	6	5	5		
<b>Motor</b>	180W AC	750W AC	1100W AC	1500W AC	2200W AC	
<b>J</b>	7	9	8	8	24	
<b>K</b>	120	158	178	178	198	
<b>L</b>	154	200	219	219	259	
<b>M</b>	275	357	410	410	607	
<b>N</b>	30	50	63	63	75	
<b>O</b>	130	189	224	224	260	



The information contained in this brochure is for guidance only. We reserve the right to modify any information or feature without notice in advance. For further information, please, consult our web site. [www.inoxpa.com](http://www.inoxpa.com)

