


COMPRESSORI-ASPIRATORI A CANALE LATERALE

SIDE CHANNEL COMPRESSORS AND VACUUM PUMPS

SC602PG

SC602PG4.0T – SC602PG5.5T – SC602PG7.5T



Costruiti secondo il principio dei canali laterali, funzionano sia in aspirazione sia in compressione e sono progettati per lavorare a servizio continuo. Realizzato in alluminio pressofuso garantisce la massima robustezza e maneggevolezza. Non occorre lubrificazione in quanto non c'è contatto tra le parti statiche e rotanti. Particolari silenziosi contribuiscono ad ottenere un elevato livello di silenziosità.

Construction of the ring blowers fans is based on the lateral ducts principle. The blowers can operate as either exhaust or compression fans and are designed for continuous service. The device is assembled directly on the motor shaft; all the rotating parts are dynamically balanced to ensure absolute absence of vibration. Full die-cast aluminium construction for maximum sturdiness and ease of handling.



Curve Curva n.	Model Modello n.	Frequency Frequenza (Hz)	Output power Potenza (kW)	Voltage Vtaggio (V)	Rated current Assorbimento (A)	Noise Rumorosità dB (A)	Weight Peso (Kg)
1	SC602PG4.0T	50	4.0	345-415 Δ 660-720Y	9.0 Δ/5.2Y	74	54
2	SC602PG4.0T	60	4.6	380-480 Δ 660-720Y	9.0 Δ/5.2Y	78	54
3	SC602PG5.5T	50	5.5	345-415 Δ 660-720Y	13.3 Δ/7.7Y	74	69
4	SC602PG5.5T	60	6.3	380-480 Δ 660-720Y	13.3 Δ/7.7Y	78	69
5	SC602PG7.5T	50	7.5	345-415 Δ 660-720Y	16.7 Δ/9.6Y	74	75
6	SC602PG7.5T	60	8.6	380-480 Δ 660-720Y	17.3 Δ/10.0Y	78	75



Emmecom s.r.l.

Via P. Nenni, 70
20093 Cologno Monzese (MI)

Tel. +39 02 25 33 300 (r.a.)

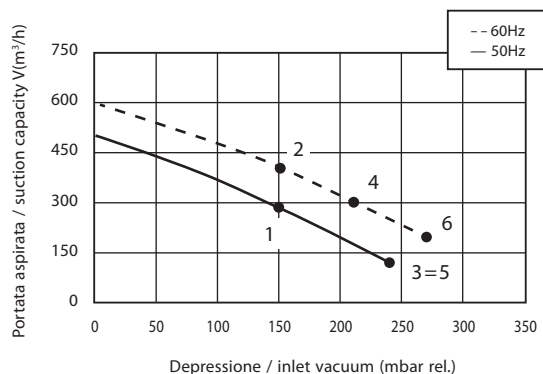
Fax +39 02 27 307 908

www.emmecomsrl.com

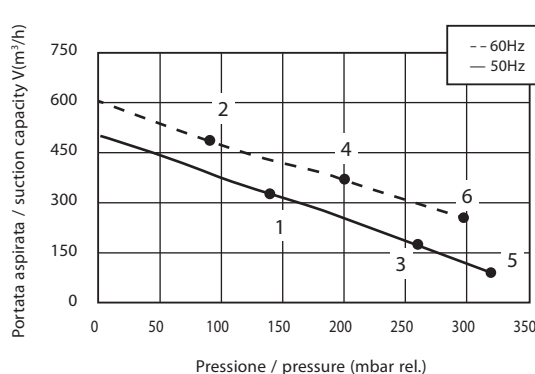
sales@emmecomsrl.com



ASPIRAZIONE / EXHAUST



COMPRESSIONE / COMPRESSION



I valori di portata e pressione si intendono per il convogliamento dell'aria avente in aspirazione temperature di 15°, densità di 1,23 kg/m³ e pressione a 1.013 mbar. La tolleranza di queste curve si intende del ±10%. I dati sopraindicati possono essere variati senza preavviso.


The characteristic data given here refer to the handling of gas with inlet temperature of 15° C, normal density of 1,23 kg/m³ and absolute pressure of 1.013 mbar. Tolerance of ±10%. The data may change without any notification.

a i r m o v i n g

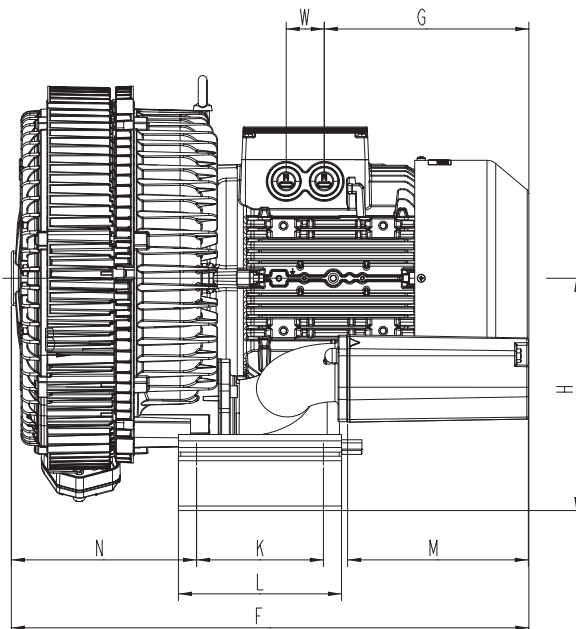
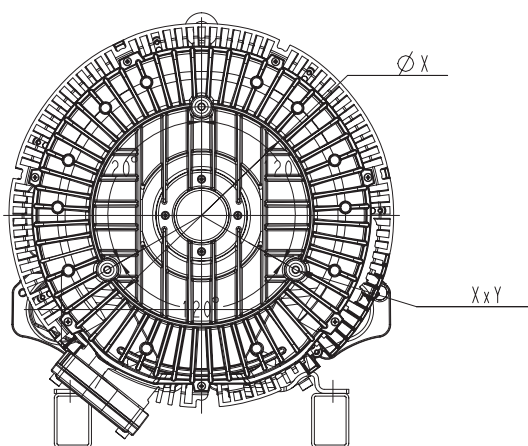
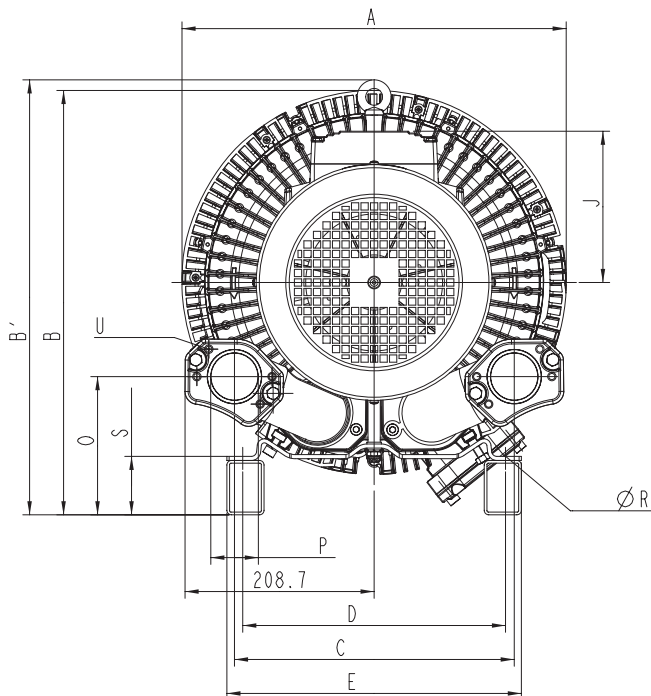
COMPRESSORI-ASPIRATORI A CANALE LATERALE

SIDE CHANNEL
COMPRESSORS AND
VACUUM PUMPS

SC602PG4.0T - SC602PG5.5T - SC602PG7.5T



Dimensioni / Dimensions = mm



Emmecom s.r.l.

Via P. Nenni, 70
20093 Cologno Monzese (MI)
Tel. +39 02 25 33 300 (r.a.)
Fax +39 02 27 307 908
www.emmecomsrl.com
sales@emmecomsrl.com

	Phase Fase	A	B	B'	C	D	E	F	G	H	J	L	M	N	O	P	ØR	S	U	V	YzZ	X-holes	ØX X-fori
SC602PG4.0T	3	424	469	480	125	290	325	526	209	257	149	180	84	204	112	G2"	15	65	M8x17	4xM32x1.5	M10x20	0°/120°/240°	Ø240
SC602PG5.5T	3	424	469	480	309	290	325	571	226	257	167	180	200	204	153	G2"	15	65	M8x17	4xM32x1.5	M10x20	0°/120°/240°	Ø240
SC602PG7.5T	3	424	469	480	309	290	325	571	226	257	167	180	200	204	153	G2"	15	65	M8x17	4xM32x1.5	M10x20	0°/120°/240°	Ø240

Dimensioni in mm. Dati riportati in tolleranza $\pm 10\%$ da intendersi non impegnativi e soggetti a variazione senza obbligo di preavviso.
Dimensions in mm. Tolerance on given values $\pm 10\%$ - unbinding and can be changed without prior notice.